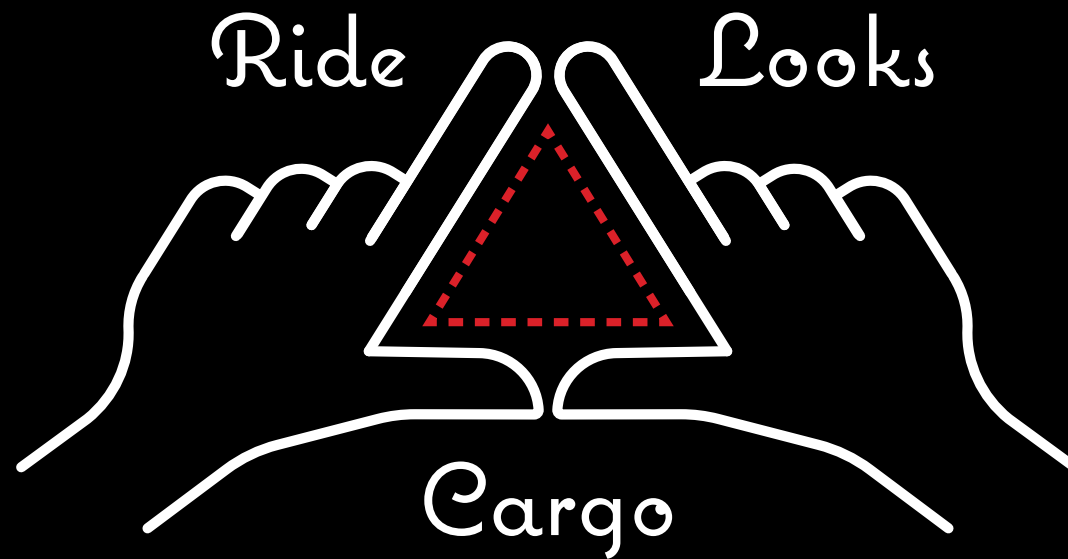


# THE ETILITY<sup>®</sup> BIKE.



*benno*<sup>®</sup>

*At Benno Bikes we are driven to create bikes that provide true urban mobility and versatility. We are just as enthusiastic about running errands as other bike companies are about winning races.*

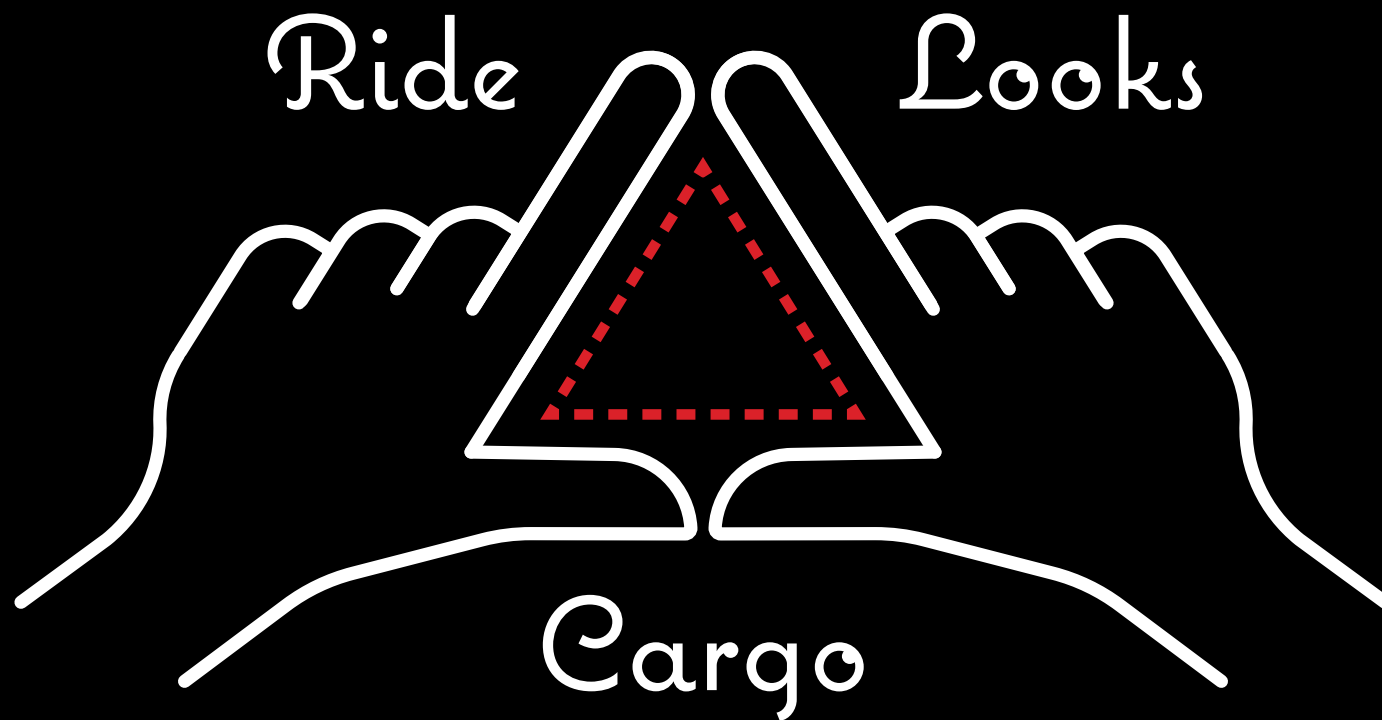
*Benno Baenziger*



# DIFFERENT BY DESIGN

It started with a pencil sketch that led to an unexpected reinvention of bike design. The idea was simple. Tweak the standard geometry of the frame to create a more natural seating position and the ability to put your feet flat on the ground when starting and stopping. We called it Flat Foot Technology and it helped the Electra Bicycle Company I co-founded in 1993 inspire millions of people to ride. It seemed like common sense, but the rest of the bike industry was ignoring the real wants and needs of riders. In my opinion, this is still true today.

I founded Benno Bikes in 2015 with the goal of reinventing bike design once again. Not only to inspire more people to ride, but to empower them to ride more. To grab a helmet and leave their car keys behind. As a designer, I'm awed by the potential of electrification. It has transformed my humble pencil into a full-color palette of possibilities and changed the way I think about bike design and functionality. Electric assist flattens hills, shortens distances, blunts headwinds and lightens cargo weight, leaving only the joy of two wheels, without the objections. I believe most bike companies have yet to truly understand the power of electric assist technology to impact our everyday transportation choices. They continue to ignore the real desires of riders. Regular ebikes offer very little utility and full-size cargo ebikes are too big and awkward to ride daily. This has forced riders to choose between fun and practicality. So we've created a completely new ebike category. One that combines an awesome ride with the capability to carry significant loads. Where agility meets true utility. We call it Etility®.

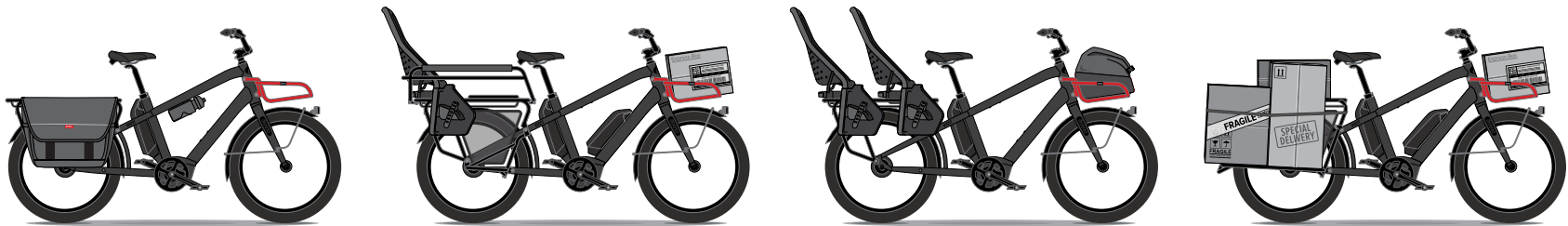


PERFECT BLEND.



# WHAT IS ETILITY?

A typical ebike offers a nice ride, but not much utility. A cargo ebike carries heavy loads, but can be difficult to maneuver. We believe what people really need is an everyday ebike engineered with the perfect blend of ride dynamics, cargo capacity and good looks. Awesome agility with the ability to carry exactly what you need. We call it Etility® Design and it's at the heart of every Benno ebike.



**etility**  
DESIGN®



# BOOST E. STRONG. VERSATILE. ADVENTUROUS.

Challenging environments and heavy loads are no match for the uncompromising and award-winning Boost E. This compact and extremely sturdy Etility® bike is always ready for the next adventure—close to home or far from civilization.

The rigid aluminum frame and big 24"x 2.6" custom tires combine with the Bosch Performance Line/CX/Speed Electric motor to provide a powerful, yet composed ride. The unique upright riding position and ergonomic handlebar design lets you ride with purpose without sacrificing comfort and maneuverability. And a smart, interchangeable rack and rail system lets you pick and choose from dozens of possible configurations to suit the mission. Capability meets versatility to make the Boost E the choice of professional rescue teams, adventurers, bike couriers and everyday suburban explorers.





*The commuter bike. Ride to work, tackle errands or just ride for weekend fun.*



*The mom bike. Safely transport a small child in a baby seat and plenty of groceries.*



*The dad bike. Carry a small child in a baby seat, a kid on the back and all their goodies.*



*The large family bike. Ride with two kids and all their stuff or other loads.*



*The twin bike. Double down with two small children in baby seats and extra cargo.*



*The adventure bike. Tour the world, go camping or explore your city.*



*The work horse. Haul random, heavy and oversized loads with ease.*




*The beach bike. Bring your child, surfboard and cooler to the beach.*

**etility**  
DESIGN®

The Boost E, with Etility® Design, is many bikes in one, combining brilliant capability with surprising maneuverability. It's compatible with a wide range of accessories and can handle more than twice the load of a typical bike.



## BOOST E 10D CX / BOOST E 10D SPEED



### BOOST E 10D CX / BOOST E 10D SPEED

- CX: Bosch Performance CX Cargo 250W, 75Nm, GEN 4
- SPEED: Bosch Performance Speed Cargo 250W, 75Nm, GEN 4 (USA only)
- Bosch Purion On-Board Computer (5 Riding Modes)
- Bosch Powerpack 500Wh Lithium-Ion Battery
- Dual Battery Compatible (Not Included)
- Range 25-160mi (40-260km) Dep. On Mode/Battery
- Bosch 4A Compact Charger (4.5h Full Charge)
- 6061 Aluminum Alloy Frame with Front Tray Mounts
- 6061 Aluminum Alloy Fork with Integrated Headset
- CX: Assisted Speed USA, Canada 20mph, EU 25km/h
- SPEED: Assisted Speed USA 28mph
- Shimano Deore 10-Speed and Hydraulic Disk Brakes
- Custom 24"x 2.6" Benno Dual Sport Tires (45psi)
- German Supernova Front and Rear Lights
- Multifunction Rear Rack (Max. Load 130lbs/60kg)
- Secure Yepp Baby Seat Installation (2 Seats)
- Fits Most Aftermarket Pannier Bags and Accessories
- One Frame Size (Fits Riders From 5'1" to 6'3")



**BOOST E 10D** · Bone Gray  
Bosch CX / SPEED



Step Through



**BOOST E 10D** · Machine Blue  
Bosch CX / SPEED



Step Through



## BOOST E 10D CX / BOOST E 10D SPEED



*Baby Seats sold separately*

*Front Tray and Bag  
sold separately*

**BOOST E 10D** · Neon Orange  
Bosch CX / SPEED



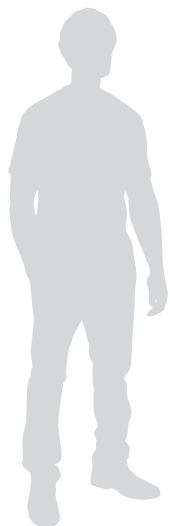
**BOOST E 10D** · Step Through · Aqua Green  
Bosch CX / SPEED



**BOOST E 10D** · Anthracite Gray  
Bosch CX / SPEED



Step Through



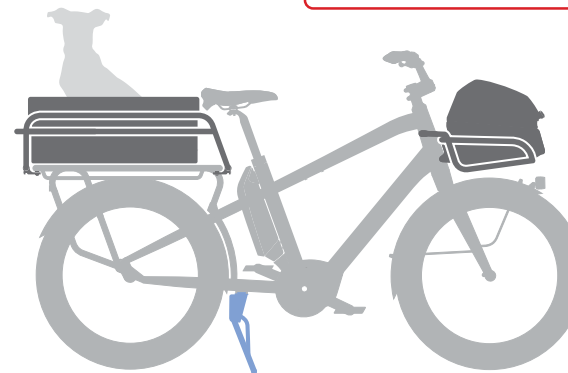

#### ACCESSORIES REQUIRED

2x Utility Pannier Bag  
1x Utility Front Tray

1x Utility Front Tray Bag

*Optional: Second Bosch  
Battery and Mount\*  
(CX / Speed Only)*

\* Third Party Product



#### ACCESSORIES REQUIRED


1x XXL Trunk Bag  
1x High Rail PLUS

1x Rail Clamp PLUS Set  
1x Utility Front Tray

1x Utility Front Tray Bag

*Optional:  
1x Dual Kickstand*

**WARNING:** Ensure pets are securely fastened. Never leave your pet unattended.



#### ACCESSORIES REQUIRED

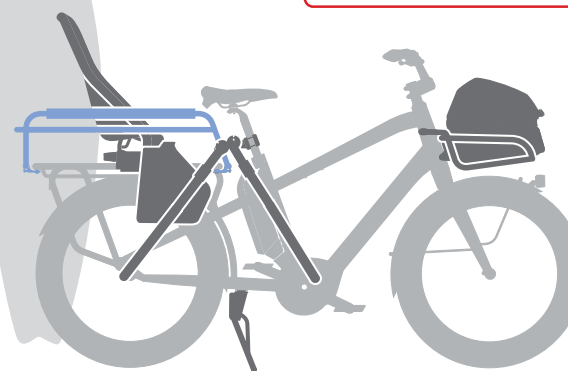

1x XXL Trunk Bag  
1x High Rail PLUS  
1x Rail Clamp PLUS Set

1x Utility Front Tray  
1x Utility Front Tray Bag

*Optional: Second Bosch  
Battery and Mount\*  
(CX / Speed Only)*

*1x Dual Kickstand*

\* Third Party Product



#### ACCESSORIES REQUIRED

1x Yepp Easy Fit\*  
1x Carver Surf Rack\*  
1x Utility Front Tray

1x Utility Front Tray Bag  
1x Dual Kickstand

*Optional:  
1x High Rail PLUS  
1x Rail Clamp PLUS Set*

*2x Rail Pad*

\* Third Party Product

**WARNING:** Always wear a helmet when riding. Never leave your child unattended and always keep a firm hand on the bike when your child is on it. Do not rely on the kickstand to keep the bike from falling over.





### FAMILY SETUP A

(1 ADULT/1 KID/CARGO)



#### ACCESSORIES REQUIRED

1x Yepp Easy Fit\*  
2x Ortlieb Bag\*

1x Utility Front Tray  
1x Utility Front Tray Bag


1x Dual Kickstand

\* Third Party Product



### FAMILY SETUP B

(1 ADULT/2 KIDS/CARGO)



#### ACCESSORIES REQUIRED

2x Yepp Easy Fit\*  
1x Utility Front Tray  
1x Utility Front Tray Bag

1x Dual Kickstand  
*Optional: 1x High Rail PLUS  
1x Rail Clamp PLUS Set*


*2x Rail Pad  
Second Bosch Battery and  
Mount\* (CX / Speed Only)*

\* Third Party Product



### FAMILY SETUP C

(1 ADULT/2 KIDS/CARGO)



#### ACCESSORIES REQUIRED

1x Yepp Easy Fit\*  
1x High Rail PLUS  
1x Rail Clamp PLUS Set

1x Wheel Guard Set  
1x Mini Sideload Set  
2x Rail Pad


1x Rack Pad  
1x Utility Front Tray  
1x Utility Front Tray Bag

1x Dual Kickstand  
\* Third Party Product



### FAMILY SETUP D

(1 ADULT/2 KIDS/CARGO)



#### ACCESSORIES REQUIRED

1x High Rail PLUS  
1x Rail Clamp PLUS Set  
2x Utility Pannier Bag

2x Rail Pad  
1x Mini Sideload Set  
2x Rack Pad


1x Utility Front Tray  
1x Utility Front Tray Bag  
1x Dual Kickstand

**WARNING:** Always wear a helmet when riding. Never leave your child unattended and always keep a firm hand on the bike when your child is on it. Do not rely on the kickstand to keep the bike from falling over.





## BOOST E 10D PERFORMANCE



### BOOST E 10D PERFORMANCE

- Bosch Performance 250W, 65Nm, GEN 3
- Bosch Purion On-Board Computer (5 Riding Modes)
- Bosch Powerpack 400Wh/500Wh Lithium-Ion Battery
- Range 25-85mi (40-135km) Dep. On Mode/Battery
- Bosch 2A/4A Compact Charger (6.5h/4.5h Full Charge)
- Assisted Speed: USA, Canada 20mph, EU 25km/h
- Shimano Deore 10-Speed and Hydraulic Disk Brakes
- 6061 Aluminum Alloy Frame with Front Tray Mounts
- 6061 Aluminum Alloy Fork with Integrated Headset
- Custom 24"x 2.6" Benno Dual Sport Tires (45psi)
- German Supernova Front and Rear Lights
- Multifunction Rear Rack (Max. Load 130lbs/60kg)
- Secure Yepp Baby Seat Installation (2 Seats)
- Fits Most Aftermarket Pannier Bags and Accessories
- One Frame Size (Fits Riders From 5'1" to 6'3")



**BOOST E 10D** · Machine Blue  
Bosch Performance



Step Through



**BOOST E 10D** · Anthracite Gray  
Bosch Performance



Step Through



## BOOST E 10D PERFORMANCE



**BOOST E 10D** · Neon Orange  
Bosch Performance



**BOOST E 10D** · Step Through · Aqua Green  
Bosch Performance



**BOOST E 10D** · Bone Gray  
Bosch Performance



Step Through



### PERFORMANCE

**Power/Torque:** 250W/65Nm

**Max Drive:** 275%

**Speed:** USA, Canada 20mph/EU 25km/h

**Battery:** 400Wh/500Wh

**Range 400Wh Battery:** 25-75mi (40-120km)

**Range 500Wh Battery:** 30-85mi (50-135km)



Max. Torque



Max. Drive



Max. Speed (US/CANADA)



Max. Speed (EU)



### PERFORMANCE CX/CARGO

**Power/Torque:** 250W/75Nm

**Max Drive:** 400%

**Speed:** USA, Canada 20mph/EU 25km/h

**Battery:** 500Wh (Dual Battery Compatible)

**Range Single Battery:** 30-80mi (50-130km)

**Range Dual Battery:** 60-160mi (100-260km)



Max. Torque



Max. Drive



Max. Speed (US/CANADA)



Max. Speed (EU)



### PERFORMANCE SPEED/CARGO

**Power/Torque:** 250W/75Nm

**Max Drive:** 400%

**Speed:** USA 28mph

**Battery:** 500Wh (Dual Battery Compatible)

**Range Single Battery:** 25-75mi (40-120km)

**Range Dual Battery:** 50-150mi (80-240km)



Max. Torque

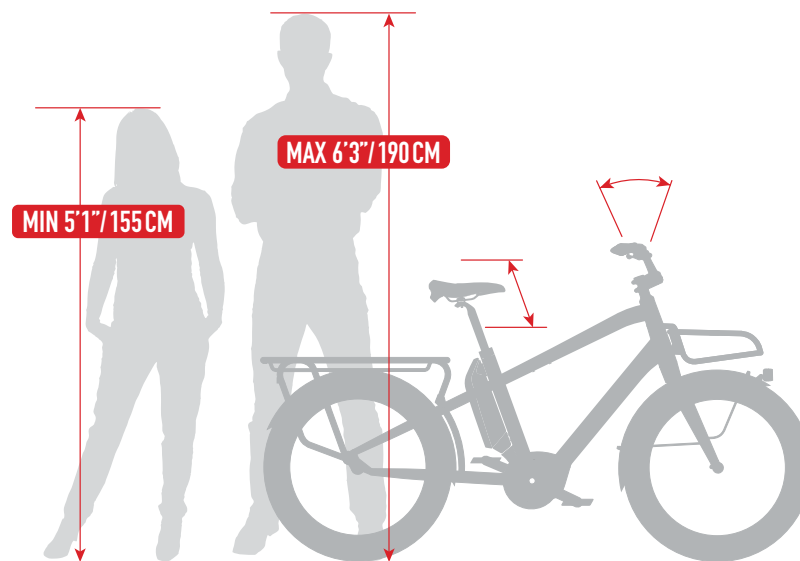


Max. Drive

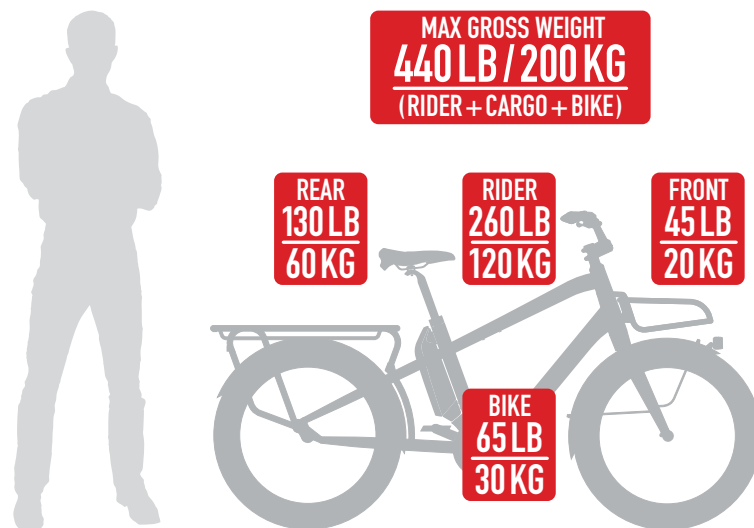


Max. Speed (US ONLY)

## BOOST E SIZING AND CAPACITY



FITS WIDE RANGE OF RIDERS 5'1" / 155 CM - 6'3" / 190 CM



MAX GROSS WEIGHT 440 LB / 200 KG (RIDER+CARGO+BIKE)

*Be aware, when added together, the individual load ratings shown for the rider and cargo plus the actual weight of the bike will exceed max gross weight. Therefore, while you may maximize selected individual load ratings, the sum of all loads cannot exceed the max gross weight (rider + cargo + bike ≤ 440 lb / 200 kg).*









# WHAT'S THE REMIDEMI ALL ABOUT?

The longer I design ebikes the more I realize they are less bikes and more two-wheeled electrical vehicles. That means they will continue to take on their own looks, identity and most importantly their own purpose. The electric motor changes how bikes ride, what you can do with them and what they are allowed to look like. Fat, small tires are no longer slow and hard to ride; they are fun, grippy and offer lots of cushy suspension. Low step through frames are cool and convenient. High handlebars allow you to sit upright with a clear view of the road. Bigger saddles are comfy and make you want to ride further. The RemiDemi was designed to shed those old and outdated beliefs. It's a totally new breed of ebikes with a fun yet sturdy and stable ride that gives you more control. The unique and iconic lines of the pragmatic frame design give it a fresh yet timeless and simple look. And of course being a Benno it has our trademarked Etility® Design which means it can carry more cargo and can easily be accessorized with different Benno front trays, Yepp® child seats and most Racktime® baskets, trays and bags.

RemiDemi™



Like all Bennos the RemiDemi is a true Etility Bike that rides well, looks great and has lots of practical cargo capabilities. The rear rack of the RemiDemi lets you simply click in a Thule® Yepp Maxi Easyfit child seat or most Racktime® accessories such as baskets, crates, bags and trays. In addition you can easily attach any of our frame mounted Benno Front Trays and Baskets which will vastly increase your loading capacity. The RemiDemi is not only fun to ride but can really pack a load.



**etility**  
DESIGN®



## REMIDEMI 9D PERFORMANCE



"It has a stability and a fun factor that I haven't felt on a bike for a very long time."

*Karen Wiener, Owner, The New Wheel*

"Some of its cues come from Italian scooters... and it delivers on the company's "etility" philosophy... this one is easy to jump on, and the small wheels give it exceptional slow-speed handling, just what you want for navigating busy places."

*Bicycling Magazine*

"It's easy to get on and off, and you look cool doing it. Its lines are quite special"

*Chris Nolte, Owner, Propel*

### REMIDEMI 9D PERFORMANCE

- Bosch Performance 250W, 65Nm, GEN3
- Bosch Purion On-Board Computer (5 Riding Modes)
- Bosch PowerPack 400Wh/500Wh Lithium-Ion Battery
- Range 25-75mi (40-120km) Dep. On Mode/Terrain
- Bosch 2A/4A Compact Charger (6.5h/4.5h Full Charge)
- Assisted Speed: USA, Canada 20mph, EU 25km/h
- Shimano Sora 9-Speed and Hydraulic Disk Brakes
- 4130 CRMO Steel Frame with Front Tray Mounts
- 4130 CRMO Steel Fork with Integrated Headset
- Super Fat 20"x 4.25" Duro Street Tires
- European Herrmans Front and Rear Lights
- Yepp Maxi EasyFit Child Seat Compatible (Single)
- Fits Most Racktime Accessories
- Benno Front Tray Compatible





Grillette®  
*Les horlogers du vin®*

## EJOY. CUTE. SMART. FEARLESS.

Inspired by the lines of vintage Italian scooters and classic German cars, the eJoy combines the timeless language of vehicle design of the past with modern technology and our Etility® design. The result is an ebike that's both charming and capable.


The powerful and efficient Bosch Active Line Plus/Performance electric motor pairs with a sturdy oversized rear rack and an optional frame-mounted front tray to give you serious load capacity. Its comfortable and upright, yet powerful riding position makes riding easy and fun, while the extra-strong aluminum frame with its low step through design gives you a smooth ride with extra control. The eJoy is a true two-wheeled electrical vehicle that allows you to leave your car behind, whether you're running errands or on a scenic joyride.



*Sturdy rear rack with 70lbs/30kg max load*




*Yepp® and Hamax® child seat compatible*




*Attach your own crate to our Mini Front Tray*




*Fits most aftermarket pannier bags*



*Optional front tray bag - fits two grocery bags*



*Works great with Carver Surf Racks*



*Secure frame-mounted front tray options*



*Room for pannier bags behind child seat*

**etility**  
DESIGN®

The eJoy, with Etility Design, is many bikes in one. Its rigid frame makes it sturdy, while its adaptable design gives it extra flexibility. It's compatible with most aftermarket accessories and can handle almost twice the cargo load of a typical bike. More versatility, more possibilities, more reasons to ride.



## EJOY 10D PERFORMANCE / EJOY 9D ACTIVE PLUS



*Pannier Bags sold separately*

*Front Tray Basket  
sold separately*



### EJOY 10D PERFORMANCE / EJOY 9D ACTIVE PLUS

- EJOY 10D: Bosch Performance 250W, 65Nm, GEN 3
- EJOY 9D: Bosch Active Plus 250W, 50Nm, GEN 3
- Bosch Purion On-Board Computer (5 Riding Modes)
- Bosch Powerpack 400Wh/500Wh Lithium-Ion Battery
- Range 30-95mi (50-150km) Dep. On Mode/Terrain
- Bosch 2A/4A Compact Charger (6.5h/4.5h Full Charge)
- Assisted Speed: USA, Canada 20mph, EU 25km/h
- EJOY 10D: Shimano Deore 10-Speed
- EJOY 9D: Shimano Alivio 9-Speed
- Shimano Hydraulic Disk Brakes
- 6061 Aluminum Alloy Frame with Front Tray Mounts
- Oversized CRMO Fork with Integrated Headset
- Puncture Resistance 26"x 2.35" Balloon Tires (60psi)
- German Supernova Front and Rear Lights
- Frame-Mounted Abus Lock with Same Keys as Battery
- Large Aluminum Rear Rack (Max. Load 85lbs/40kg)
- Secure Yepp And Hamax Baby Seat Installation
- Fits Most Aftermarket Pannier Bags and Accessories
- One Frame Size (Fits Riders From 5'0" to 6'0")



Grillette  
*Les horlogers du vin*



## EJOY 10D / EJOY 9D



*Front Tray Basket  
sold separately*

**EJOY 10D / EJOY 9D · Citron Green**  
Bosch Performance / Active Plus



*Baby Seat  
sold separately*

*Front Tray Basket  
sold separately*

**EJOY 10D / EJOY 9D · Capri Blue**  
Bosch Performance / Active Plus



**EJOY 10D / EJOY 9D · Angora White**  
Bosch Performance / Active Plus





### ACTIVE PLUS

**Power/Torque:** 250W/50Nm

**Max Drive:** 270%

**Speed:** USA, Canada 20mph, EU 25km/h

**Battery:** 400Wh/500Wh

**Range 400Wh Battery:** 30-85mi (50-135km)

**Range 500Wh Battery:** 35-95mi (55-150km)



Max. Torque



Max. Drive



Max. Speed (US/CANADA)



Max. Speed (EU)



### PERFORMANCE

**Power/Torque:** 250W/65Nm

**Max Drive:** 275%

**Speed:** USA, Canada 20mph/EU 25km/h

**Battery:** 400Wh/500Wh

**Range 400Wh Battery:** 30-80mi (50-130km)

**Range 500Wh Battery:** 35-90mi (55-145km)



Max. Torque



Max. Drive

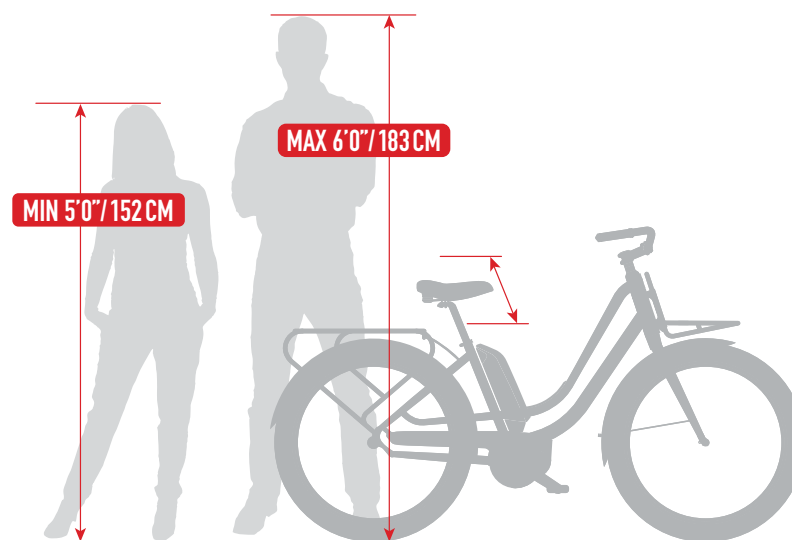


Max. Speed (US/CANADA)

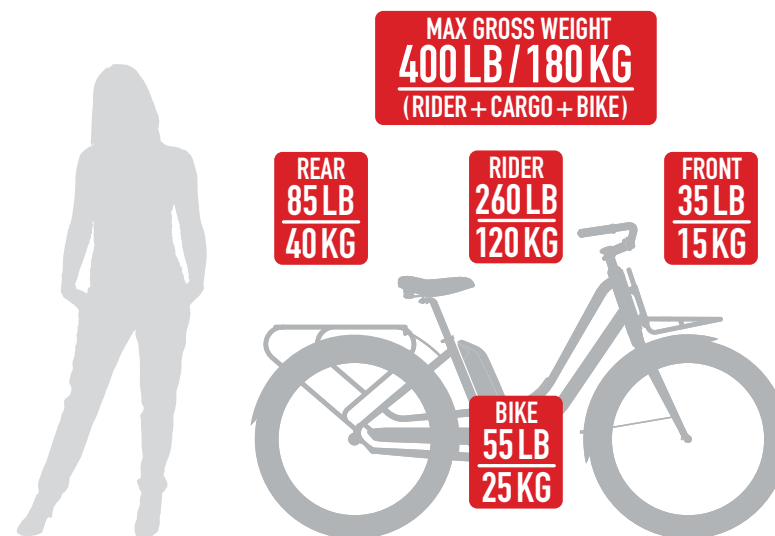


Max. Speed (EU)

## EJOY SIZING AND CAPACITY



FITS WIDE RANGE OF RIDERS 5'0" / 152 CM - 6'0" / 183 CM



MAX GROSS WEIGHT 400 LB / 180 KG (RIDER+CARGO+BIKE)

*Be aware, when added together, the individual load ratings shown for the rider and cargo plus the actual weight of the bike will exceed max gross weight. Therefore, while you may maximize selected individual load ratings, the sum of all loads cannot exceed the max gross weight (rider + cargo + bike ≤ 440 lb / 200 kg).*









## ESCOUT. SPORTY. FIT. CAPABLE.

The eScout is the ultimate commuter Etility® bike, carrying substantial loads, but not an ounce of extra fat. Fast and nimble, the eScout is built around a taut, lightweight aluminum frame engineered for strength and rigidity.

Its road bike inspired design, in combination with lower, narrower handlebars, provides a sporty riding position ideal for navigating dynamic urban environments. Surge ahead with an efficient, lightweight Bosch Active Line Plus Performance electric motor offering instant power on demand, while generating virtually zero resistance or noise when not in use. Extra-large 27.5"x 2.4" Schwalbe Moto tires contribute to a smooth, fast and comfortable ride while providing natural suspension. The sturdy oversized rear rack and the option to add our frame-mounted front trays in combination with our bags, baby seat adapters and other accessories give the eScout the versatility to adapt to your changing needs—from daily commute, to grocery runs, to family transport and more.



*Sturdy rear rack with 70lbs/30kg max load*



*Yepp® and Hamax® child seat compatible*




*Attach your own crate to our Mini Front Tray*



*Fits most aftermarket pannier bags*



*Optional front tray bag - fits two grocery bags*



*Works great with Carver Surf Racks*



*Secure frame-mounted front tray options*



*Room for pannier bags behind child seat*

**etility**  
DESIGN®

The eScout, with Etility Design, is many bikes in one. Agile and quick for a sporty ride, adaptable and flexible for extra utility. It's compatible with most aftermarket accessories and can handle almost twice the cargo load of a typical bike. More versatility, more possibilities, more reasons to ride.

## ESCOUT 10D PERFORMANCE / ESCOUT 9D ACTIVE PLUS



### ESCOUT 10D PERFORMANCE / ESCOUT 9D ACTIVE PLUS

- ESCOUT 10D: Bosch Performance 250W, 65Nm, GEN 3
- ESCOUT 9D: Bosch Active Plus 250W, 50Nm, GEN 3
- Bosch Purion On-Board Computer (5 Riding Modes)
- Bosch Powerpack 400Wh/500Wh Lithium-Ion Battery
- Range 30-95mi (50-150km) Dep. On Mode/Terrain
- Bosch 2A/4A Compact Charger (6.5h/4.5h Full Charge)
- Assisted Speed: USA, Canada 20mph, EU 25km/h
- ESCOUT 10D: Shimano Deore 10-Speed
- ESCOUT 9D: Shimano Alivio 9-Speed
- Shimano Hydraulic Disk Brakes
- 6061 Aluminum Alloy Frame with Front Tray Mounts
- Oversized CRMO Fork with Integrated Headset
- Schwalbe Super Moto X 27.5"x 2.4" (55psi)
- German Supernova Front and Rear Lights
- Frame-Mounted Abus Lock with Same Keys as Battery
- Large Aluminum Rear Rack (Max. Load 85lbs/40kg)
- Secure Yepp And Hamax Baby Seat Installation
- Fits Most Aftermarket Pannier Bags and Accessories
- Two Frame Sizes (Fits Riders From 5'4" to 6'4")





### ACTIVE PLUS

**Power/Torque:** 250W/50Nm

**Max Drive:** 270%

**Speed:** USA, Canada 20mph, EU 25km/h

**Battery:** 400Wh/500Wh

**Range 400Wh Battery:** 30-85mi (50-135km)

**Range 500Wh Battery:** 35-95mi (55-150km)



Max. Torque



Max. Drive



Max. Speed (US/CANADA)



Max. Speed (EU)



### PERFORMANCE

**Power/Torque:** 250W/65Nm

**Max Drive:** 275%

**Speed:** USA, Canada 20mph/EU 25km/h

**Battery:** 400Wh/500Wh

**Range 400Wh Battery:** 30-80mi (50-130km)

**Range 500Wh Battery:** 35-90mi (55-145km)



Max. Torque



Max. Drive

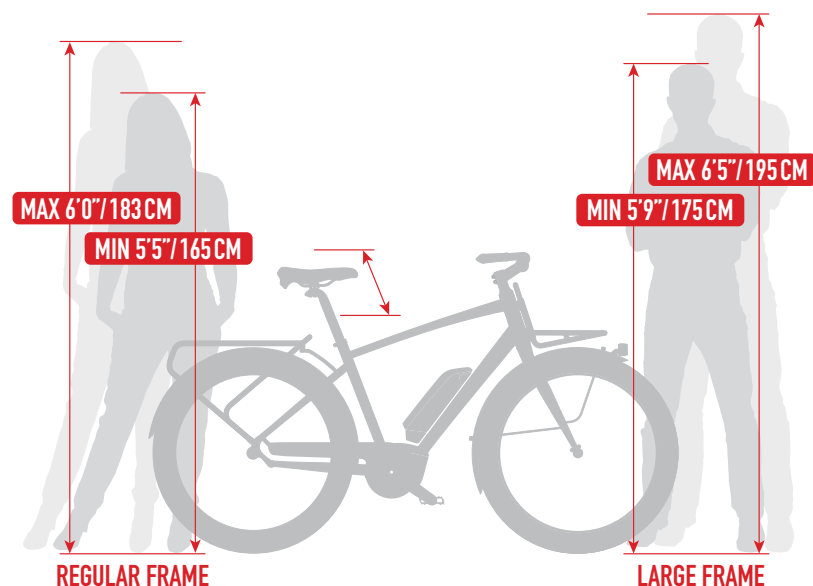


Max. Speed (US/CANADA)

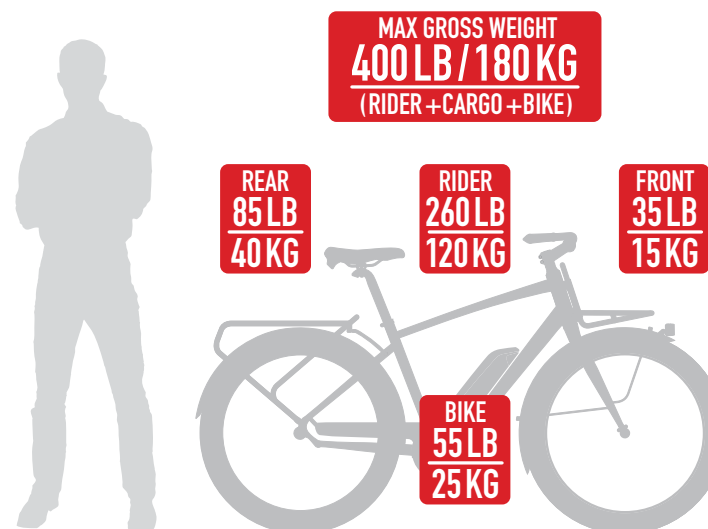


Max. Speed (EU)

## ESCOUT SIZING AND CAPACITY



TWO SIZES – FITS RIDERS 5'5" / 165 CM - 6'5" / 195 CM



MAX GROSS WEIGHT 400 LB / 180 KG (RIDER+CARGO+BIKE)

*Be aware, when added together, the individual load ratings shown for the rider and cargo plus the actual weight of the bike will exceed max gross weight. Therefore, while you may maximize selected individual load ratings, the sum of all loads cannot exceed the max gross weight (rider + cargo + bike ≤ 440 lb / 200 kg).*

## ESCOUT 10D PERFORMANCE / ESCOUT 9D ACTIVE PLUS



ESCOUT 10D / ESCOUT 9D · Alaska Blue  
Bosch Performance / Active Plus



ESCOUT 10D / ESCOUT 9D · Graphite Gray  
Bosch Performance / Active Plus

# PARTS & ACCESSORIES

Max load 90lbs/40kg



**Utility Rear Rack #1**  
(Boost E)

18cm x 60cm (WxL)  
A8002 · Black

Max load 130lbs/60kg



**Utility Rear Rack #1 PLUS**  
(Boost E)

18cm x 66cm (WxL)  
A0001 · Black

Max deck load 90lbs/40kg  
Max side load 35lbs/15kg each side  
Combine rack load (deck+sides)  
not to exceed 90lbs/40kg



**Utility Rear Rack #3**  
with large Sideloaders (Boost E)

18cm x 60cm (WxL)  
A8003 · Black

Max deck load 130lbs/60kg  
Max side load 35lbs/15kg each side  
Combine rack load (deck+sides)  
not to exceed 130lbs/60kg



**Utility Rear Rack #3 PLUS**  
with large Sideloaders (Boost E)

18cm x 66cm (WxL)  
A0002 · Black

Max side load 15kg/35lbs each side



**Mini Sideloader Set**  
(Boost E)

A8004 · Black

Max load 45lbs/20kg



**Utility Front Tray** (eJoy,  
eScout, RemiDemi, Boost E)

46cm x 32cm x 14cm (WxLxH)  
A6011 · Black

Max load 45lbs/20kg



**Utility Front Tray** (eJoy,  
eScout, RemiDemi, Boost E)

46cm x 32cm x 14cm (WxLxH)  
A6012 · Red

Max load 35lbs/15kg  
**Not compatible with Boost E 2020!**



**Mini Front Tray** (eJoy, eScout,  
RemiDemi, Boost E 2016-19)

28cm x 28cm x 6cm (WxLxH)  
A8005 · Black

Max load 35lbs/15kg  
**Not compatible with Boost E 2020!**



**Mini Front Tray** (eJoy, eScout,  
RemiDemi, Boost E 2016-19)

28cm x 28cm x 6cm (WxLxH)  
A8006 · Red

Max load: 35lbs/15kg  
**Not compatible with Boost E 2020!**



**Front Tray Basket** (eJoy, eScout,  
RemiDemi, Boost E 2016-19)

46cm x 32cm x 14cm (WxLxH)  
A0007 · Black



**High Rail PLUS** (Boost E 2020)

55cm x 72cm x 20cm (WxLxH)  
A0003 · Black

**High Rail** (Boost E 2016-19)

55cm x 68cm x 20cm (WxLxH)  
A8007 · Black



**Half Rail PLUS** (Boost E 2020)

50cm x 72cm x 20cm (WxLxH)  
A0005 · Black

**Half Rail** (Boost E 2016-19)

50cm x 68cm x 20cm (WxLxH)  
A8009 · Black



**Platform Rail PLUS** (Boost E 2020)

55cm x 72cm (WxL)  
A0004 · Black

**Platform Rail** (Boost E 2016-19)

55cm x 68cm (WxL)  
A8008 · Black



**Rail Pad (1)**  
(Boost E)

A8011 · Black



**Rack Pad (Half-Size)**  
(Boost E)

18cm x 30cm (WxL)  
A8012 · Black



## PARTS & ACCESSORIES

Volume: 30 liters (each)



### Utility Pannier Bag (1)

(Boost E)

17-25cm x 55 x 42cm (W x L x H)  
A6014 · Black

Volume: 40 liters



### Utility Front Tray Bag

(eJoy, eScout, RemiDemi, Boost E)

29cm x 41cm x 53cm (WxLxH)  
A6015 · Black

Volume: 170 liters



Can be used with High Rail  
(PLUS) or Platform Rail (PLUS)

### XXL Trunk Bag

(Boost E)

50cm x 59cm x 66cm (WxLxH)  
A9002 · Black

Volume: 20 liters (each)



### City Pannier Bag (1)

(eJoy, eScout, Boost E)

10-15cm x 46 x 42cm (W x L x H)  
A9001 · Black



### Wheel Guard Set (2)

(Boost E)

A8013 · Black



### Rail Clamp Set (2)

(Boost E 2016-19)

A8010 · Black



### Rail Clamp PLUS Set (2)

(Boost E 2020)

A0006 · Black



### Trailer Adapter (Thule)

(Boost E)

A0011 · Black



### Yepp Easyfit Baby Seat Adapter

(eJoy, eScout, Boost E 2016-19)

A6013 · Black



### Dual Kickstand

(Boost E)

A0010 · Black

### XL Side Kickstand

(Boost E/eJoy)

S0047 · Black



### Leather Mudflaps (Boost E)

A0008 · Black  
A0009 · Brown



### Dual Sport Tire

(Boost E)

24" x 2.6", 45 PSI  
P6001 · Black



### Knobby Dirt Tire

(Boost E)

24" x 2.5", 45 PSI  
P9004 · Black



### Studded Snow Tire

(Boost E)

24" x 2.5", 45 PSI  
P9005 · Black

## USA

Serfas Inc.  
2333 West Utopia Road  
Phoenix, AZ 85027  
Phone 1-800-424-0047  
Email [info@serfas.com](mailto:info@serfas.com)

## CANADA

NRG Enterprises Ltd.  
508A Latimer St.  
Nelson, BC, V1L 4T9  
Phone 1-800-665-4362  
Fax 1-250-352-2038  
Email [info@nrgenterprises.com](mailto:info@nrgenterprises.com)  
Web [www.nrgenterprises.com](http://www.nrgenterprises.com)

## NORWAY/SWEDEN

UTE Depot AS  
Osloveien 30  
7374 Røros  
Phone +47 72411255  
Email [post@utedepot.no](mailto:post@utedepot.no)  
Web [www.utedepot.no](http://www.utedepot.no)

## SWITZERLAND/ LICHTENSTEIN

Benno Bikes Swiss GmbH  
Samuel Weishaupt  
Unteres Ziel 4  
9050 Appenzell  
Phone +41 71 552 08 20  
Email [samuel@bennobikesswiss.ch](mailto:samuel@bennobikesswiss.ch)  
Web [www.bennobikesswiss.ch](http://www.bennobikesswiss.ch)

## GERMANY

Benno Bikes Swiss GmbH  
Samuel Weishaupt  
Unteres Ziel 4  
9050 Appenzell  
Phone +41 71 552 08 20  
Email [info@bennobikes.eu](mailto:info@bennobikes.eu)  
Web [www.bennobikes.eu](http://www.bennobikes.eu)

## AUSTRIA/ITALY

Benno Bikes Swiss GmbH  
Samuel Weishaupt  
Unteres Ziel 4  
9050 Appenzell  
Phone +41 71 552 08 20  
Email [info@bennobikes.eu](mailto:info@bennobikes.eu)  
Web [www.bennobikes.eu](http://www.bennobikes.eu)

## DENMARK

C. Reinhardt as  
Industriparken 21  
DK-2750 Ballerup  
Phone +45 44 83 09 10  
Email [info@creinhardt.dk](mailto:info@creinhardt.dk)

## BELGIUM

Guru-Sport  
Zoning Guldendelle  
Karel Van Miertstraat 7  
B-3070 Kortenberg  
Phone +32 (0)2 752 17 56  
Email [sales@guru-sport.com](mailto:sales@guru-sport.com)

## NEW ZEALAND

ChargeAbout NZ  
Queenstown  
New Zealand  
Phone +64 (0)3 4426376  
Email [info@chargeabout.co.nz](mailto:info@chargeabout.co.nz)  
Web [www.chargeabout.co.nz](http://www.chargeabout.co.nz)

## AUSTRALIA

Cargocycles  
176 Lygon Street  
Brunswick East VIC 3057  
Phone +61 3 9042 9058  
Email [sales@cargocycles.com.au](mailto:sales@cargocycles.com.au)  
Web [www.cargocycles.com.au](http://www.cargocycles.com.au)

## UNITED KINGDOM

Ison Distribution  
Lancaster Way Business Park  
Lancaster Way, Ely CB6 3NX  
Phone +44 1353 662662  
Email [sales@ison-distribution.com](mailto:sales@ison-distribution.com)  
Web [www.ison-distribution.com](http://www.ison-distribution.com)

**BENNO BIKES LLC** PO Box 71, Del Mar, CA 92014  
Email: [ben@bennobikes.com](mailto:ben@bennobikes.com) · [www.bennobikes.com](http://www.bennobikes.com)

COPYRIGHT 2020 BENNO® BIKES LLC · SPECIFICATIONS ARE SUBJECT TO CHANGE WITHOUT NOTICE  
PHOTOGRAPHY BY MARK CLIFFORD AND ARNE WEYCHARDT

[bennobikes.com](http://bennobikes.com)

**benno**®

